




CLASSIFICA AL TURNO 9

Pos	ID	T	NAME	Rtg	PRtg	Fed	Pts	DirE	BucT	S-B	APRO
1	2	2N	ZITO ENRICA	1713	1776		8.0	0.0	48.5	42.50	1411.2
2	4	1N	GLOVER SHARON*	1514	1571		6.5	0.0	50.0	33.75	1429.6
3	1	2N	DE BIANCHI ASIA	1725	1535		6.0	0.0	50.5	33.00	1461.6
4	6	NC	BOARON ARIANNA*	1461	1513		6.0	0.0	49.0	28.75	1415.2
5	3	3N	MONTALTO FEDERICA*	1579	1523		6.0	0.0	48.5	30.00	1425.1
6	13	NC	ALFIDI GIULIA	1249	1448		5.5	0.0	46.5	26.00	1395.0
7	5	3N	GALLI MARIA VITTORIA	1466	1443		5.0	0.0	49.5	24.25	1425.6
8	10	NC	PRONTI ANNA	1272	1291		5.0	0.0	42.0	17.00	1196.2
9	8	NC	FRANCESCONI MARIA IOLANDA	1308	1286		5.0	0.0	40.5	17.50	1030.2
10	12	NC	MESSINA ALESSIA	1250	1238		5.0	0.0	38.5	18.50	995.7
11	11	NC	BERTUZZI ERICA*	1254	1304		4.5	0.0	44.5	17.50	1327.0
12	16	NC	SCARANARO MARTINA	1145	1241		4.5	0.0	42.0	19.00	1182.0
13	17	NC	GIACOMAZZI ANNA*	1118	1258		4.5	0.0	41.5	17.75	1159.8
14	14	NC	GALASSO CARMEN	1248	1235		4.5	0.0	38.5	13.25	917.7
15	15	NC	PESAVENTO DARIA	1179	1174		4.5	0.0	36.0	14.75	938.8
16	19	NC	CALDELARI BEATRICE	999	1136		4.0	0.0	36.0	12.00	962.3
17	18	NC	BELLAFFIORE PRISCILA ELENA*	999	1100		3.5	0.0	37.0	10.75	993.9
18	20	NC	FOTI ANTONELLA*	999	1057		3.5	0.0	35.5	12.00	940.9
19	9	NC	BUFFA ELENA(W)	1307	1335		3.0	0.0	44.0	13.00	1353.7

CLASSIFICA AL TURNO 9

Pos	ID	T	NAME	Rtg	PRtg	Fed	Pts	DirE	BucT	S-B	APRO
20	24	NC	SCATASSA ANITA	999	0		3.0	0.0	33.5	10.25	879.5
21	7	NC	LA FERLITA ASIA	1386	0		3.0	0.0	31.5	6.00	842.9
22	23	NC	RAKIC VASILIIJA*	999	0		3.0	0.0	31.0	7.00	768.6
23	22	NC	PALAZZO FEDERICA	999	1046		3.0	0.0	30.0	7.00	619.3
24	21	NC	INGUSCIO MIRIAM*	999	0		1.5	0.0	30.0	2.25	726.0