








CLASSIFICA AL TURNO 9

Pos	ID	T	NAME	Rtg	PRtg	Fed	Pts	DirE	BucT	S-B	APRO
1	18	2N	FAVA LORENZO	1709	2062	 	8.5	0.0	50.5	46.75	1474.7
2	16	2N	ZONCU ROBERTO ALESSIO	1726	1939	 	7.5	0.0	53.5	42.50	1619.1
3	1	CM	PEROSSA NICOLAS*	2107	1869	 	7.0	0.0	57.0	41.50	1720.9
4	10	2N	MAGLIONI LEONARDO*	1770	1770	 	7.0	0.0	49.5	35.00	1584.8
5	28	3N	PESAVENTO MOSE'	1558	1754	 	6.5	0.0	49.0	32.50	1533.3
6	4	1N	MASSAZZA FEDERICO	1926	1737	 	6.5	0.0	47.5	33.25	1557.8
7	2	CM	MALDONADO STEFANO	2003	1716	 	6.5	0.0	47.5	32.75	1547.8
8	7	1N	FARGETTA VITTORIO*	1826	1735	 	6.5	0.0	47.5	32.50	1558.6
9	12	2N	SANGUINETTI EDOARDO	1752	1674	 	6.5	0.0	47.0	33.75	1474.3
10	3	1N	BROZZI DANILO	1944	1734	 	6.5	0.0	47.0	33.25	1552.9
11	22	2N	ROSSI GABRIELE VALERIO	1650	1700	 	6.5	0.0	46.5	31.25	1526.2
12	8	1N	LIN BOYUAN	1824	1612	 	6.5	0.0	45.5	32.50	1460.2
13	5	1N	FERRANTE MARCO	1875	1713	 	6.5	0.0	45.5	31.25	1527.1
14	6	CM	BRINI DARIO*	1855	1603	 	6.5	0.0	42.5	30.00	1440.3
15	31	2N	ZERILLI AMOS GIACOMO	1547	1671	 	6.0	0.0	53.5	31.00	1672.2
16	23	2N	ROMAGNO PASQUALE*	1643	1582	 	6.0	0.0	47.5	29.75	1499.1
17	17	2N	CARRIDEO SIMONE*	1714	1584	 	6.0	0.0	47.5	29.50	1501.9
18	14	2N	BATTAGLINI MARCO	1743	1542	 	6.0	0.0	45.5	30.00	1461.0
19	34	3N	RIMONDINI RICCARDO	1520	1565	 	6.0	0.0	45.5	28.75	1485.1
20	13	2N	BACHI JACOPO	1744	1560	 	6.0	0.0	44.5	29.25	1499.6
21	25	2N	DELLE ROSE GIOVANNI	1638	1340	 	6.0	0.0	38.5	25.25	1380.8

CLASSIFICA AL TURNO 9

Pos	ID	T	NAME	Rtg	PRtg	Fed	Pts	DirE	BucT	S-B	APRO
22	21	2N	<u>BALLABIO PIETRO</u>	1656	1721	 	5.5	0.0	56.0	31.75	1614.7
23	20	2N	MAMMI OTTAVIO	1674	1780	 	5.5	0.0	54.0	31.25	1602.6
24	27	3N	AMMANNATO SAMUELE	1577	1615	 	5.5	0.0	52.0	27.25	1554.7
25	15	1N	CONTE EDOARDO*	1727	1613	 	5.5	0.0	49.5	25.00	1560.0
26	43	NC	RUSSO LUIGI	1414	1569	 	5.5	0.0	48.0	26.25	1522.3
27	33	3N	VENTRICE LORENZO*	1535	1545	 	5.5	0.0	47.0	24.50	1475.2
28	30	2N	TREVISAN STEFANO	1551	1615	 	5.5	0.0	47.0	24.25	1497.2
29	19	2N	BARNA' MARCO	1696	1536	 	5.5	0.0	46.5	26.50	1491.7
30	11	1N	PILO SERGIO	1763	1542	 	5.5	0.0	46.0	26.25	1477.0
31	89	NC	ESPOSITO VINCENZO	1220	1573	 	5.5	0.0	46.0	26.25	1389.4
32	29	3N	MONTALTO DAVIDE	1555	1404	 	5.5	0.0	45.5	26.25	1447.8
33	37	3N	<u>GARCIA CASTANEDA DANIEL</u>	1481	1394	 	5.5	0.0	42.0	23.00	1345.3
34	67	NC	AVETISJAN ARMAN	1320	1477	 	5.5	0.0	42.0	21.50	1424.9
35	59	NC	BRUNO DAVIDE	1352	1365	 	5.5	0.0	39.5	21.25	1279.4
36	82	NC	DORIGONI LORENZO	1247	1370	 	5.5	0.0	39.5	20.75	1195.2
37	62	NC	MANGILI GABRIELE	1344	1308	 	5.5	0.0	39.0	20.75	1231.8
38	60	NC	FRASCERRA ANDREA	1352	1333	 	5.5	0.0	38.5	21.00	1358.0
39	56	NC	<u>MARTIROSYAN DAVIDE</u>	1363	1357	 	5.5	0.0	38.5	19.75	1311.9
40	45	NC	MAZZOTTI FILIPPO	1402	1591	 	5.0	0.0	49.5	25.50	1521.4
41	35	3N	BARTOLETTI GIULIO	1513	1441	 	5.0	0.0	49.5	23.25	1518.0
42	100	NC	<u>PIGHI FEDERICO</u>	1134	1462	 	5.0	0.0	45.0	25.00	1351.6


CLASSIFICA AL TURNO 9

Pos	ID	T	NAME	Rtg	PRtg	Fed	Pts	DirE	BucT	S-B	APRO
43	36	NC	NEGRINI GIULIO	1490	1435		5.0	0.0	44.5	22.75	1456.4
44	83	NC	BOZZA FRANCESCO	1237	1426		5.0	0.0	43.5	21.25	1360.4
45	61	NC	SGARIA MARCO	1346	1361		5.0	0.0	43.5	21.00	1429.3
46	74	NC	VILLA SIMONE	1292	1451		5.0	0.0	43.0	20.50	1293.3
47	101	NC	LOMBARDO ANTONIO	1131	1471		5.0	0.0	42.5	21.25	1322.0
48	102	NC	RAGGI LORENZO	1130	1404		5.0	0.0	41.0	21.00	1120.1
49	64	NC	SANZONE LUCA	1334	1392		5.0	0.0	41.0	20.00	1408.8
50	44	NC	BURELLO MATTEO	1409	1375		5.0	0.0	41.0	18.50	1405.4
51	73	NC	TOGNI ALESSANDRO	1295	1497		5.0	0.0	41.0	17.75	1293.7
52	86	NC	TOSCHI ALESSANDRO	1232	1419		5.0	0.0	40.0	19.75	1335.0
53	87	NC	FRANCO LORENZO	1230	1491		5.0	0.0	40.0	18.25	1149.0
54	53	NC	GIACOMELLI MARCO	1371	1323		5.0	0.0	39.5	18.50	1275.8
55	65	NC	GAMBINO PABLO	1333	1376		5.0	0.0	39.5	16.50	1295.4
56	66	NC	ULRICH SAMUEL	1330	1373		5.0	0.0	39.0	18.50	1278.9
57	26	2N	SIMONELLI MATTIA	1604	1621		4.5	0.0	50.5	23.75	1562.6
58	77	NC	NOTO FEDERICO	1281	1500		4.5	0.0	49.0	23.25	1421.7
59	48	NC	CERICOLA MICHELE ETTORE	1392	1527		4.5	0.0	48.0	23.00	1476.4
60	63	NC	CITRINITI GIULIO	1337	1442		4.5	0.0	46.0	18.25	1536.0
61	80	NC	PISACANE PAOLO*	1251	1438		4.5	0.0	45.0	19.75	1341.7
62	69	NC	DI GIOVANNI DARIO	1310	1362		4.5	0.0	43.5	17.50	1361.4
63	38	2N	LO PICCOLO MARCO	1455	1304		4.5	0.0	43.0	18.50	1414.8

CLASSIFICA AL TURNO 9

Pos	ID	T	NAME	Rtg	PRtg	Fed	Pts	DirE	BucT	S-B	APRO
64	88	NC	LOI ALESSIO	1224	1372	 	4.5	0.0	42.5	18.25	1301.9
65	103	NC	NIEDERFRINIGER JAKOB*	1118	1396	 	4.5	0.0	41.5	17.00	1156.3
66	76	NC	LOBINA RICCARDO MARCO	1288	1268	 	4.5	0.0	41.0	16.00	1344.1
67	127	NC	PETRUZZO VINCENZO*	999	1310	 	4.5	0.0	40.0	17.75	1265.6
68	41	3N	JAMOUS MANUEL	1425	1262	 	4.5	0.0	40.0	17.00	1348.8
69	46	NC	BONACCORSO MARIO	1396	1202	 	4.5	0.0	38.5	17.25	1327.2
70	78	NC	LENSIETTORE	1277	1238	 	4.5	0.0	38.5	17.00	1232.9
71	75	NC	FAGOTTO FULVIO*	1289	1258	 	4.5	0.0	35.0	15.25	1261.2
72	85	NC	BALUTA LUCA NICOLAE	1233	1171	 	4.5	0.0	32.5	13.00	1132.0
73	112	NC	CEOL GIORGIO	999	1257	 	4.5	0.0	30.5	12.00	793.4
74	9	1N	PROIETTI COBAS JORGE*(W)	1821	1561	 	4.0	0.0	49.5	20.25	1512.7
75	24	2N	VOMMARO STANISLAO*(W)	1642	1664	 	4.0	0.0	48.5	20.75	1510.7
76	39	NC	PANARIELLO GIUSEPPE	1453	1340	 	4.0	0.0	46.0	17.75	1479.4
77	90	NC	PANELLA EDOARDO	1217	1385	 	4.0	0.0	44.0	17.50	1391.9
78	58	NC	LIN YAN ANTONIO	1356	1281	 	4.0	0.0	43.5	15.75	1410.9
79	40	3N	RUBINI ALESSANDRO	1453	1301	 	4.0	0.0	43.0	16.25	1395.7
80	91	NC	TABANELLI GIOVANNI	1215	1374	 	4.0	0.0	42.0	18.50	1296.1
81	105	NC	PERERA JEREMY DILLON	1102	1388	 	4.0	0.0	42.0	17.50	1320.9
82	84	NC	DANZA SPROVIERO IVAN	1234	1354	 	4.0	0.0	42.0	14.50	1227.6
83	47	NC	CLERICI EDOARDO MARIA	1395	1287	 	4.0	0.0	41.5	15.75	1399.6
84	71	NC	PISANO ANTONIO	1306	1254	 	4.0	0.0	41.0	15.00	1364.7

CLASSIFICA AL TURNO 9

Pos	ID	T	NAME	Rtg	PRtg	Fed	Pts	DirE	BucT	S-B	APRO
85	92	NC	LOMBARDO COSIMO	1206	1310		4.0	0.0	40.5	16.25	1182.7
86	42	NC	DE ROBERTO ANDREA	1417	1141		4.0	0.0	39.0	16.75	1355.6
87	108	NC	ADDANTE FRANCESCO	999	1297		4.0	0.0	38.5	15.50	1118.8
88	68	NC	SPIGHI LUDOVICO	1316	1124		4.0	0.0	38.0	14.00	1325.9
89	54	NC	ROTONDARO RICCARDO	1371	1306		4.0	0.0	38.0	13.75	1213.4
90	98	NC	ZARRILLI NICCOLO'	1151	1317		4.0	0.0	37.0	14.25	1129.7
91	104	NC	MAZZUCCHELLI ELIO EDOARDO	1110	1283		4.0	0.0	37.0	13.25	1004.2
92	113	NC	COSCO LUCA	999	1255		4.0	0.0	36.0	15.00	983.1
93	99	NC	VINCENZI JACOPO	1149	1297		4.0	0.0	35.5	12.00	977.0
94	95	NC	CASESI GIULIO	1165	1216		4.0	0.0	35.5	11.50	1151.0
95	32	3N	CREMONA GIULIO	1535	1085		4.0	0.0	35.0	12.50	1266.1
96	70	NC	SERGI ALESSANDRO	1309	1095		4.0	0.0	33.0	12.25	1117.0
97	96	NC	ROSIELLO MATTIA	1160	1164		4.0	0.0	32.5	10.50	943.6
98	52	NC	RENDINA FRANCESCO*	1374	0		4.0	0.0	32.0	13.25	1197.2
99	107	NC	ORRU' ANDREA	1052	1118		4.0	0.0	29.5	11.50	775.6
100	111	NC	ASCIANO FEDERICO	999	1173		4.0	0.0	29.5	8.75	844.1
101	118	NC	GIUZIO LEONARDO	999	1232		3.5	0.0	37.5	12.25	1123.4
102	129	NC	SPADI FAUSTO	999	1291		3.5	0.0	37.5	12.25	1067.0
103	97	NC	ZARRILLI ENZO MARIA	1160	1252		3.5	0.0	37.5	10.75	1227.2
104	55	NC	DISSARD BAZZINI VICTOR	1365	1057		3.5	0.0	35.5	10.50	1199.9

CLASSIFICA AL TURNO 9

Pos	ID	T	NAME	Rtg	PRtg	Fed	Pts	DirE	BucT	S-B	APRO
105	124	NC	MINOSI MARCO	999	1146		3.5	0.0	35.0	11.25	970.6
106	93	NC	PUCCI NICOLO'	1202	1180		3.5	0.0	35.0	8.50	996.3
107	72	NC	MUSSO SIMONE	1296	1035		3.5	0.0	34.5	8.75	1137.2
108	81	NC	DE SIMONE ALESSANDRO	1249	1064		3.5	0.0	32.5	11.00	1205.6
109	94	NC	RIZZO GABRIELE	1174	1160		3.5	0.0	32.0	7.25	1006.2
110	49	NC	DILONARDO ANTONIO	1383	1017		3.5	0.0	28.0	9.25	1067.7
111	130	NC	SPERANZA STEFANO	999	1167		3.0	0.0	39.5	12.75	1258.4
112	50	NC	FIORENTINO FRANCESCO	1383	1060		3.0	0.0	38.5	11.50	1318.7
113	114	NC	DANTONE ADRIANO	999	1177		3.0	0.0	37.0	10.50	1106.3
114	126	NC	PATERNO' MANFREDI	999	1036		3.0	0.0	36.0	10.50	1195.3
115	117	NC	GIRARDI ALVISE	999	1183		3.0	0.0	34.5	9.50	1062.9
116	133	NC	VEZZANI LEONARDO	999	0		3.0	0.0	34.5	8.00	1075.6
117	57	NC	SEMERARO ORLANDO	1362	0		3.0	0.0	34.5	6.00	1174.3
118	123	NC	MAXIA ANDREA	999	1081		3.0	0.0	32.0	9.00	901.2
119	122	NC	MARCHETTONI FRANCESCO	999	1005		3.0	0.0	32.0	6.25	1050.3
120	51	NC	PALMIERI CHRISTIAN	1383	0		3.0	0.0	31.0	8.50	1204.9
121	109	NC	ALIA MATTEO MARIA	999	1037		3.0	0.0	30.0	7.50	784.7
122	79	NC	SCIGLIANO PIETRO	1275	1090		2.5	0.0	36.5	4.75	1167.0
123	106	NC	CICERI ANDREA TRISTAN	1055	1092		2.5	0.0	35.0	4.50	876.2
124	125	NC	PALLINI NICOLA	999	0		2.5	0.0	32.5	6.75	1073.3

CLASSIFICA AL TURNO 9

Pos	ID	T	NAME	Rtg	PRtg	Fed	Pts	DirE	BucT	S-B	APRO
125	110	NC	ARENA LUCA	999	1116		2.5	0.0	30.0	5.25	792.6
126	116	NC	GERACI SERGIO	999	1027		2.5	0.0	28.0	6.25	739.2
127	131	NC	TESTA MICHELE	999	0		2.5	0.0	27.0	4.50	989.5
128	128	NC	SCANNIFFIO MARCO	999	0		2.0	0.0	38.5	7.25	1294.1
129	115	NC	FLORESCU EMANUEL	999	1010		2.0	0.0	33.5	6.00	1038.1
130	120	NC	LUCIOLI FRANCESCO	999	0		2.0	0.0	24.5	2.00	733.1
131	119	NC	GRILLO RICCARDO	999	0		1.5	0.0	28.0	1.50	887.2
132	121	NC	MALIZIA MATTEO(W)	999	1054		1.0	0.0	33.0	4.00	1213.0
133	132	NC	TOMBA EUGENIO	999	0		1.0	0.0	28.5	3.50	786.9